

Remote learning links

On the links page of our website you will find access to everything required for live and remote learning. This is where you can access emails and teams as well as the school online behaviour policy and expectations.

<http://www.george-eliot.warwickshire.sch.uk/links>

Warwickshire Safeguarding information and resources for families

Please visit <https://www.safeguardingwarwickshire.co.uk/safeguarding-children/i-am-a-parent-carer> for a wealth of resources and information for parents and carers to support your family's safety and wellbe-



TheMidland AcademiesTrust

 @GeorgeEliotSCH

Dear Pupil of The George Eliot School

I hope this letter finds you, and your families safe and well.

Firstly, can I say a huge well done for all the learning and work you have completed since the start of the year. We are very proud of how well you have attended and worked hard on our new routines.

You need to follow your DAILY TIMETABLE. All lessons will now be LIVE. Your teachers are working hard to connect and get this set up. Please show **patience and kindness** as we work together to move to this model.

We trust that you will approach this remote learning in the same way you behave in school.

- Please make sure you are up and ready to learn for your school day (**Self-Discipline**)
- That you remain resilient and push yourself to engage and make the most of the experience (**Tenacity**)
- That you aim high, work hard and do your best in all your work. (**Ambition**)
- That you own your work and that you seek help with what you need. (**Responsibility**)

You will have lots of work assigned to you on Teams.

You will have pre-recorded lessons sent to you to watch and work through.

We need to make sure your wellbeing and your future is secure and need you to keep moving forward with us, so that you are ready for the academic challenges you will be faced with in your future. We understand there may be periods of difficulties. If you experience any difficulties, please email us at: info@george-eliot.warwickshire.sch.uk. If you are ill, then a message needs to be sent through MyEd or a phone call made to the school as normal.

	Year 7	Years 8 and 9	Years 10 and 11		
Line Up	8.40	Line Up	9.10	Line Up	9.40
Period 1	8.45	Period 1	9.15	Period 1	9.50
Period 2	9.45	Period 2	10.15	Period 2	10.50
Break	10.40	Break	11.10	Lunch	11.50
Line Up	10.50	Line Up	11.20	Line Up	12.10
Period 3	10.55	Period 3	11.25	Period 3	12.15
Period 4	11.55	Period 4	12.25	Period 4	13.15
Lunch	12.50	Lunch	13.20	Break	14.15
Line Up	13.10	Line Up	13.40	Line Up	14.25
Period 5	13.15	Period 5	13.45	Period 5	14.30
Line Up	14.15	Line Up	14.45	Line Up	15.30

Community Heroes

Each week we will be celebrating one of our school community heroes and the amazing work they have been doing in the local area.

This week we celebrate Evie in year 9 who has used the Christmas holiday to walk the equivalent of a half marathon (13.5 miles) to raise money for a breast cancer charity, raising a whopping £170 so far. Well done Evie!



Warwickshire Family Information Service Newsletter

Please click here to access this week's edition of the family information service newsletter which includes lots of activities to do at home.



TheMidland
AcademiesTrust®



MICROSOFT TEAMS P U P I L G U I D E

STEP 1: log in to school email



Access the 'links' tab on the school website: <http://www.george-eliot.warwickshire.sch.uk/links>
You are not in Office 365. Click the Outlook email link (pictured).
Pupils' login is the same ID/password as they use on school computers.

STEP 2: decide which device you will use for the digital meeting/lesson




The best user experience is in the computer app Microsoft Teams, which is free to download
Teams apps are also free for phones/tablets
You can also access it through your computer's internet browser (eg Chrome or Internet Explorer)

STEP 3: Accept the invite your teacher sends





You will receive an email with an RSVP which tells you the date/time
This may be a lesson, feedback or a tutor group check-in
Click RSVP

Click 'accept' to let your teacher know you will be attending
You can also click 'tentative' if you're unsure or decline if you're busy

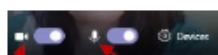


STEP 4: 5-10 minutes before the start time, join the waiting room



Return to your Office 365 (see step 1)
Open your calendar
If you have 'accepted' the event will show up in your calendar
Click the calendar event and  Join
You will be in a 'lobby'; your teacher will let you in at the start

STEP 5: In the meeting



Camera Mic

When it asks if you give permission for it to enable your camera and microphone, click 'yes' if you're happy to be seen/heard by everyone else.
Click 'no' if you'd rather just listen in.

In the meeting, wiggle your mouse around and the following bar appears:



Please direct any questions to your tutor. A video guide is available at: <https://youtu.be/4Rdj0icOjLM>

Where to find support and important links

We know that during this time there will be lots of questions and uncertainties so please see below for the best ways to communicate with the school.

For updates, copies of letters and most up to date information: Letters will be emailed to you and added to the front page of our website at: <http://www.george-eliot.warwickshire.sch.uk/>.

To report a safeguarding concern, use the 'reporting a concern' button on the front page of the website: <http://www.george-eliot.warwickshire.sch.uk/>

For ongoing information, follow our twitter <https://twitter.com/GeorgeEliotSch>

For issues to do with logging in, forgotten passwords or remote learning, email Home-workGES@midlandat.co.uk